

Excel & Himelt

-good thermal conductivity & excellent thermal shock resistance

Introduction

Excel and Himelt crucibles are high quality carbon-bonded silicon carbide crucibles manufactured using the latest roller-forming techniques and are designed to cater for a range of non-ferrous melting applications. Additionally, Himelt crucibles provide enhanced performance in applications, where more arduous service conditions exist.

Applications

Excel and Himelt are high quality crucibles, developed for applications in oil, gas and coal fired melting of aluminium, copper, zinc oxide and their alloys.



Typical Metal Casting Temperature

Excel: 850°C - 1250°C (1562°F - 2280°F)

Himelt: 1000°C - 1400°C (1830°F - 2550°F)

Performance Characteristics

- High consistent thermal conductivity
- Good erosion resistance
- Good resistance to corrosive attack by chemical treating agents
- Excellent thermal shock resistance
- High oxidation resistance

Identification

Excel crucibles are finished in a dark red colour and Himelt crucibles are finished in bright red colour.

Pattern Range

Excel & Himelt crucibles are available in a wide range of sizes and shapes. A wide range of pouring lips and spouts is available.

Quality

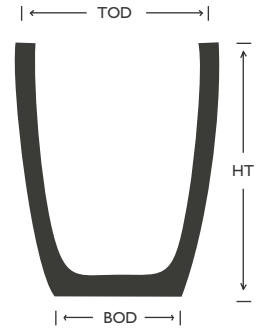
Excel & Himelt crucibles are manufactured from premium grade raw materials under ISO 9001:2008 quality management system.

For more information, contact us today.

Excel & Himelt

“A” shape Silicon Carbide Crucibles for Lift Out & Bale Out Furnaces

PATTERN	PART DESCRIPTION	TOD	HT	BOD	Approximate Brass Capacity (Kgs)	Brimful Capacity Water Liters
		mm	mm	mm		
AX8	A&0156H0184&-EXCL-3GN-IL	156	184	105	13	1.7
AX12	A&0171H0210&-EXCL-3GN-IL	171	210	120	18	2.4
AX16	A&0184H0232&-EXCL-3GN-IL	184	232	130	23	3.1
AX20	A&0197H0260&-EXCL-3GN-IL	197	260	145	30	4.0
AX25	A&0210H0280&-EXCL-3GN-IL	210	280	155	36	4.8
AX30	A&0232H0290&-EXCL-3GN-IL	232	290	160	43	5.7
AX40	A&0232H0318&-EXCL-3GN-IL	232	318	160	50	6.7
AX50	A&0248H0324&-EXCL-3GN-IL	248	324	180	60	8.0
AX60	A&0276H0362&-EXCL-3GN-IL	276	362	190	77	10.0
AX70	A&0292H0375&-EXCL-3GN-IL	292	375	200	93	12.0
AX80	A&0300H0397&-EXCL-3GN-IL	300	397	210	105	14.0
AX90	A&0310H0397&-EXCL-3GN-IL	310	397	220	115	15.0
AX100	A&0324H0400&-EXCL-3GN-IL	324	400	230	120	16.0
AX120	A&0333H0435&-EXCL-3GN-IL	333	435	240	138	18.0
AX150	A&0362H0452&-EXCL-3GN-IL	362	452	250	168	22.0
AX200	A&0400H0491&-EXCL-3GN	400	491	285	239	32.0
AX225	A&0401H0555&-EXCL-3GN-IL	400	555	285	246	33.0
AX250	A&0421H0546&-EXCL-3GN	421	546	255	276	37.0
AX210	A&0425H0560&-EXCL-3GN	425	560	230	330	44.0
AX300	A&0443H0543&-EXCL-3GN	443	543	310	323	43.0
AX325	A&0445H0584&-EXCL-3GN	445	584	310	355	47.0
AX350	A&0464H0606&-EXCL-3GN	464	606	295	380	51.0
AX310	A&0466H0645&-EXCL-3GN	466	645	241	416	55.0
AX410	A&0510H0700&-EXCL-3GN	510	700	285	510	68.0
AX400	A&0516H0650&-EXCL-3GN	515	650	300	479	64.0
AX450	A&0518H0675&-OMRI-2EN	517	675	300	504	67.0
AX500	A&0520H0700&-EXCL-3GN	520	700	300	531	71.0
AX600	A&0543H0760&-EXCL-3GN	543	760	315	262	83.0
AX800	A&0550H0800&-EXCL-3GN	550	800	350	770	102.0
AX1000	A&0616H0822&-EXCL-3GN	616	822	420	1069	142.0



These models can be made available in the Himelt Recipe for applications at very high temperatures.

Note

- Crucible Working capacity = 90% of (Water liter capacity x Specific gravity of the metal)

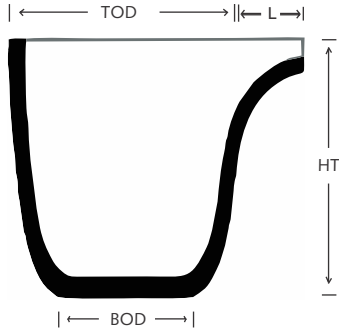
Specific gravity of various metals are as below:

Aluminium = 2.72 Silver = 10.5
 Brass = 8.35 Zinc = 7.12
 Copper = 8.9 Iron = 7.85
 Gold = 19.3

All dimensions are subject to normal manufacturing tolerances. Morgan reserves the right to change specifications at any time

Crucibles

Excel & Himelt

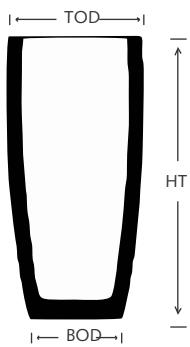
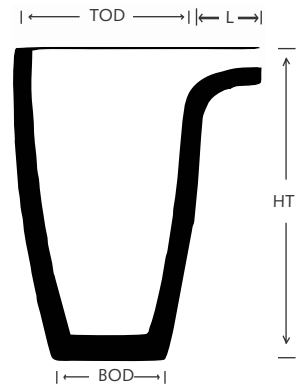


Spouted Basins for Tilting Furnaces

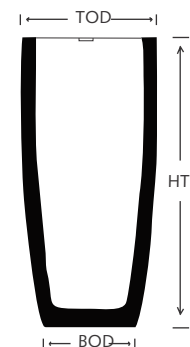
Excel/ Himelt (TPX/TPHM)	PART DESCRIPTION	TOD mm	HT mm	BOD mm	L mm	Approximate Brass Capacity (Kgs)	Brimful Capacity Water Liters
TPX287	BU0527H0600T-EXCL-3GN-LA2R146	527	600	315	146	467	56
TPX178	BU0527H0710T-EXCL-3GN-LA2R146	527	710	315	146	593	71
TPX387	BU0616H0630T-EXCL-3GN-LA2S146	616	630	355	146	660	79
TBX401	BU0616H0700T-EXCL-3GN-LA2S146	616	700	355	290	785	94
TPX412	BU0616H0800T-EXCL-3GN-LA2S146	616	800	355	146	960	115
TPX512	BU0616H0900T-EXCL-3GN-LA2S146	616	900	355	146	1120	134
TPX847	BU0775H0750T-EXCL-1GN-LA2P184	775	750	338	184	2480	297
TPX587	BU0775H0890T-EXCL-3GN-LA2P184	775	890	460	184	1637	196
TPX584	BU0775H1000T-EXCL-1GN-LA2P184	775	1000	380	184	2030	243
TPX1600	BU0850H0890T-EXCL-1GN-LA2P184	850	890	350	184	1854	222
TPX1800	BU0850H0980T-EXCL-3GN-LA2P184	850	980	350	184	2163	259
TPX852	BU0850H01140T-EXCL-3GN-LA2P184	850	1140	450	184	3300	395

Spouted Crucibles for Tilting Furnaces

Excel/ Himelt (TPX/TPHM)	PART DESCRIPTION	TOD mm	HT mm	BOD mm	L mm	Approximate Brass Capacity (Kgs)	Brimful Capacity Water Liters
TPX176	TPX176/T1080	310	510	235	203	115	14
TPX601	P&0365H0908T-EXCL-3GN-LA2M89	365	806	255	151	290	35
TPX400*	C&0378H0600T-EXCL-3GN-LA2R146-VT	378	600	225	146	190	23
TPX475*	C&0378H0600T-EXCL-3GN-LA2O272	378	600	225	272	230	28
TPX843*	P&0432H0673T-EXCL-3GN-LA2R146-VT	432	673	216	146	305	37
TPX982*	P&0435H0800T-EXCL-3GN-LA2R146-VT	435	800	295	146	385	46
TPX12*	P&0440H0940T-EXCL-3GN-LA2R146-VT	440	940	295	146	525	63
TPX740	A&0443H0543T-EXCL-3GN-LA2R146	443	543	310	146	265	32
TPX89*	A&0543H0760T-EXCL-3GN-LA2S146-VT	543	760	315	146	555	66
TPX891*	A&0543H0760T-EXCL-3GN-LA2S146-	543	760	315	250	555	66
TPX13*	P&0550H0975T-EXCL-3GN-LA2S146-VT	550	975	350	146	885	106



Excel/ Himelt Pour over Top (TPX/TPHM)	PART DESCRIPTION	TOD mm	HT mm	BOD mm	Approximate Brass Capacity (Kgs)	Brimful Capacity Water Liters
TPX901*	P&0292H0762&-EXCL-3GN-VT	292	762	215	200	24
TPX904*	P&0349H0914&-EXCL-3GN-VT	349	914	240	330	40
TPX14*	P&0422H1025&-EXCL-3GN-VT	422	1025	255	560	67
TPX710*	P&0432H0720&-EXCL-3GN-VT	432	720	295	388	46
TPX833*	P&0541H1125&-EXCL-3GN-VT	541	1125	320	1100	132
TPX16*	P&0550H0975&-EXCL-3GN-VT	550	975	350	940	113
TPX970*	P&0680H1220&-EXCL-3GN-VT	680	1220	390	1830	219



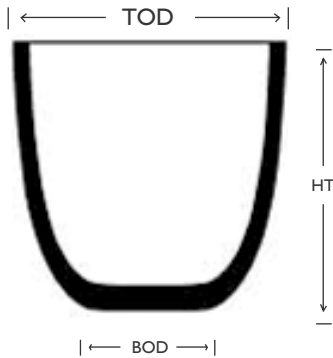
Excel/ Himelt Tube Pour (TPX/TPHM)	PART DESCRIPTION	TOD mm	HT mm	BOD mm	Pour Gap W/H mm	Approximate Brass Capacity (Kgs)	Brimful Capacity Water Liters
TPX10*	P&0440H0940&-EXCL-3GN-AE-VT	440	940	295	76/38	525	90
TPX830*	P&0541H1190&-EXCL-3GN-AE-VT	541	1190	320	76/38	1135	194
TPX15*	P&0550H0975&-EXCL-3GN-AE-VT	550	975	350	102/50	870	149
TPX980*	P&0680H1220&-EXCL-3GN-AE-VT	680	1220	390	102/64	1690	289

*With base recess.

These models can be made available in the Himelt Recipe for applications at very high temperatures.

All dimensions are subject to normal manufacturing tolerances. Morgan reserves the right to change specifications at any time

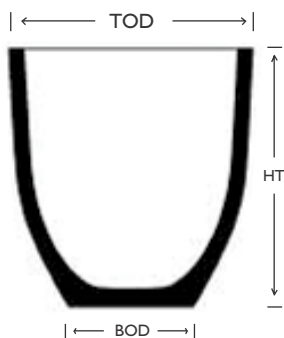
Excel & Himelt



These crucible models can be supplied in the Morgan patented **Excel E** recipe for electric resistance furnaces.

Crucibles for Bale Out Furnaces

Excel/ Himelt Basins (BX/BHM)	PART DESCRIPTION	TOD mm	HT mm	BOD mm	Aluminium Capacity (Kgs)	Brimful Capacity Water Liters
BX173	BU0397H0343&-EXCL-3GN	397	343	215	42	22
BX174	BU0397H0394&-EXCL-3GN	397	394	215	50	25
BX176	BU0397H0432&-EXCL-3GN	397	432	215	58	28
BX164	BU0464H0375&-EXCL-3GN	464	375	280	65	34
BX163	BU0526H0381&-EXCL-3GN	526	381	315	76	40
BX166	BU0527H0402&-EXCL-3GN	527	402	315	85	44
BX167	BU0527H0451&-EXCL-1GN	527	451	315	105	51
BX168	BU0527H0492&-EXCL-3GN	527	492	315	119	56
BX169	BU0527H0551&-EXCL-3GN	527	551	315	144	65
BX171	BU0527H0600&-EXCL-3GN	527	600	315	165	73
BX177	BU0527H0620&-EXCL-3GN	527	620	315	172	76
BX178	BU0527H0710&-EXCL-3GN	527	710	315	207	89
BX179	BU0527H0762&-EXCL-3GN	527	762	315	230	97
BX274	BU0616H0500&-EXCL-3GN	594	746	340	273	116
BX202	BU0616H0630&-EXCL-3GN	616	500	355	163	77
BX302	BU0616H0700&-EXCL-3GN	616	630	355	233	103
BX401	BU0616H0800&-EXCL-3GN	616	700	355	271	117
BX402	BU0616H0900&-EXCL-3GN	616	800	355	327	138
BX502	BU0720H0695&-EXCL-1GN	616	900	355	382	158
BX714	BU0720H0950&-EXCL-3GN	720	695	380	389	168
BX719	BU0769H0600&-EXCL-1GN	720	950	380	584	240
Bx1261	BU0762H0490&-EXCL-3GN	762	490	460	216	106
BX1264	BU0775H0750&-EXCL-3GN	769	600	460	310	142
BX847	BU0775H0890&-EXCL-3GN	775	750	338	441	191
BX247	BU0775H0950&-EXCL-3GN	775	750	460	444	192
BX263	BU0775H1000&-EXCL-3GN	775	890	460	575	241
BX262	BU0850H0750&-EXCL-1GN-LTZ	775	950	460	635	263
BX264	BU0850H0950&-EXCL-1GN-LTZ	775	1000	460	700	287
BX850	BU0850H1140&-EXCL-1GN	850	750	450	595	254
BX851	BU0850H1140&-EXCL-1GN-LTZ	850	950	450	815	336
BX2100	BU0850H1140&-EXCL-1GN-LTZ	850	1140	300	964	391
BX852	BU0850H1140&-EXCL-1GN-LTZ	850	1140	450	1130	453
BX853	BU0960H1150&-SCRI-2GN	850	1240	450	1252	498
BX8534	BU0850H1720&-SCRI-2GN	850	1720	450	1785	695
BX1200	BU0960H1150&-SCRI-2GN	960	1150	460	1260	520



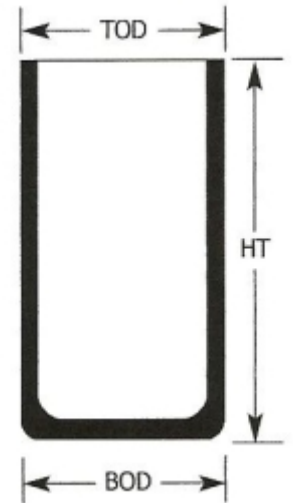
Excel/ Himelt Bowls (BX/BHM)	PART DESCRIPTION	TOD mm	HT mm	BOD mm	Aluminium Capacity (Kgs)	Brimful Capacity Water Liters
BX300	BW0570H0476&-EXCL-3GN	570	475	305	136	65
BX400	BW0700H0450&-EXCL-3GN	700	450	305	161	83
BX500	BW0715H0525&-EXCL-3GN	715	525	305	216	104
BX600	BW0725H0585&-EXCL-3GN	725	585	305	262	122
BX700	BW0726H0630&-EXCL-1GN	726	630	305	298	136
BX800	BW0726H0690&-EXCL-1GN	726	690	305	347	154
BX890	BU0850H0603&-EXCL-1GN	850	603	350	328	156
BX900	BW0850H0650&-EXCL-1GN	850	650	350	386	178
BX1000	BW0850H0690&-EXCL-3GN	850	690	350	431	194
BX1100	BU0850H0750&-EXCL-1GN	850	750	350	500	220
BX1300	BU0850H0813&-EXCL-1GN	850	813	350	560	242
BX1500	BU0850H0850&-EXCL-1GN	850	850	350	611	261
BX1600	BU0850H0890&-EXCL-1GN	850	890	350	656	278
BX1800	BU0850H0980&-EXCL-1GN	850	980	350	757	315
BX2600	BU0850H1244&-EXCL-3GN	850	1244	350	1025	414
BXB900	BW0885H0648&-EXCL-1GN	885	650	314	409	188
BXB1000	BW0885H0712&-EXCL-1GN	885	712	314	455	205

All dimensions are subject to normal manufacturing tolerances. Morgan reserves the right to change specifications at any time

Excel & Himelt

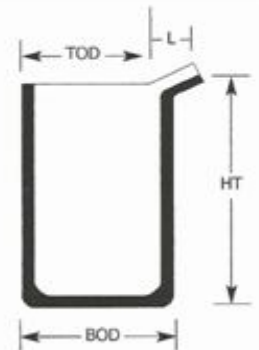
Straight shape Silicon Carbide Crucibles for Induction Furnaces

PATTERN No.	PART DESCRIPTION	TOD mm	HT mm	BOD mm	Brass Capacity (Kgs)	Brimful Capacity Water Liters
EX323	CY0165H0318&-EXCL-3GN	165	318	165	25	4.3
EX1601	CY0222H0470&-EXCL-3GN	222	470	222	60	10
EX447	CY0254H0400&-EXCL-3GN	254	400	254	75	13
EX444	CY0254H0475&-EXCL-3GN	254	475	254	90	15
EX552	CY0295H0450&-EXCL-3GN	295	450	295	114	20
EX329	CY0330H0530&-EXCL-3GN	330	530	330	148	25
EX330	CY0330H0635&-EXCL-3GN	330	635	330	183	31
EX390	CY0362H0508&-EXCL-3GN	362	508	362	178	30
EX187	CY0390H0535&-EXCL-3GN	390	535	390	218	37
EX181	CY0390H0632&-EXCL-3GN	390	632	390	260	44
EX71	CY0445H0660&-EXCL-3GN	445	660	445	374	64
EX70	CY0445H0762&-EXCL-3GN	445	762	445	435	74
EX722	CY0500H0560&-EXCL-3GN	500	560	500	371	64
EX72	CY0500H0775&-EXCL-3GN	500	775	500	540	92
EX75	CY0530H0651&-EXCL-3GN	530	650	530	524	90
EX575	CY0570H0865&-EXCL-3GN	570	865	570	842	144
EX571	CY0570H0900&-EXCL-3GN	570	900	570	878	150
EX570	CY0570H1000&-EXCL-3GN	570	1000	570	980	168
EX650	CY0645H1000&-EXCL-3GN	645	1000	620	1072	183
EX652	CY0650H1190&-EXCL-3GN	650	1190	620	1327	227
EX800	CY0800H1100&-EXCL-3OD	800	1100	800	2199	376
EX905	CY0905H1100&-EXCL-3OD	905	1100	905	5194	889
EX9050	CY0905H1850&-EXCL-3OD	905	1850	905	8544	1462



Straight shape Silicon Carbide Crucibles with Spout

PATTERN NO.	PART DESCRIPTION	TOD mm	HT mm	BOD mm	L mm	Approximate Brass Capacity (Kgs)	Brimful Capacity Water Liters
TEX1601R	CY0222H0470T-EXCL-3GN-LA2M140-LTZ	222	470	222	140	56	7.5
TEX1603R	CY0222H0470T-EXCL-3GN-LA2M276-LTZ	222	470	222	276	56	7.5
TEX447R	CY0254H0400T-EXCL-3GN-LA2M276-LTZ	254	400	254	164	74	9.8
TEX330R	CY0330H0635T-EXCL-3GN-LA2O200	330	635	330	200	182	24
TEX182R	CY0390H0632T-EXCL-3GN-LA2O190	390	632	390	190	258	34
TEX1821R	CY0390H0632T-EXCL-3OD-LA2M320	390	632	390	320	258	34
TEX70R	CY0445H0762T-EXCL-3GN-LA2O265	445	762	445	265	435	58
TEX577R	CY0570H0800T-EXCL-3GN-LA2O250	570	800	570	250	826	110



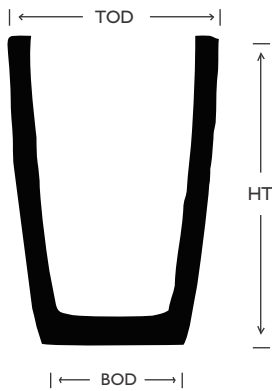
Note:

- Pyrometer pocket and hole in wall configurations are available to facilitate measurement of metal temperature
- Our crucibles are recommended for non-ferrous alloys except those containing more than 30% of Nickel, Chromium or Iron.
- Spout length is measured from outside of the crucible
- Standard Spout length is 146 mm
- Spout with length upto 280 mm is available
- Any Basic model of AX and BX series can be converted to spouted model.

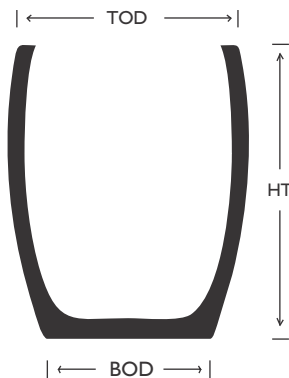
All dimensions are subject to normal manufacturing tolerances. Morgan reserves the right to change specifications at any time

Excel & Himelt

Crucibles for lift-out / bale-out furnaces



PATTERN No.	PART DESCRIPTION	TOD mm	HT mm	BOD mm	Brass Capacity (Kgs)	Brimful Capacity Water Liters
CX40	C&0184H0260&-EXCL-3GN-IL	184	260	125	22	2.9
CX60	C&0207H0320&-EXCL-3GN-IL	207	320	140	34	4.5
CX70	C&0216H0350&-EXCL-3GN-IL	216	350	155	42	5.6
CX80	C&0222H0356&-EXCL-3GN-IL	222	356	160	45	6.0
CX90	C&0229H0364&-EXCL-3GN-IL	229	364	170	48	6.4
CX100	C&0244H0373&-EXCL-3GN-IL	244	373	175	53	7.1
CX120	C&0257H0400&-EXCL-3GN-IL	257	400	185	67	8.9
CX150	C&0275H0435&-EXCL-3GN-IL	275	435	200	86	11
CX170	C&0282H0445&-EXCL-3GN-IL	282	445	210	96	13
CX200	C&0292H0457&-EXCL-3GN-IL	292	457	220	109	15
CX250	C&0310H0510&-EXCL-3GN-IL	310	510	235	141	19
CX300	C&0330H0553&-EXCL-3GN-IL	330	553	235	167	22
CX350	C&0365H0581&-EXCL-3GN-IL	365	580	210	207	28
CX400	C&0378H0600&-EXCL-3GN-IL	378	600	225	232	31
CX500	C&0410H0641&-EXCL-3GN-IL	410	641	245	281	37
CX600	C&0418H0706&-EXCL-3GN-IL	418	706	245	322	43



Excel/ Himelt C- Shapes (CX-CHM)	PART DESCRIPTION	TOD mm	HT mm	BOD mm	Bilge Diameter mm	Brass Capacity (Kgs)
FX20	BG0198H0262&-PLX5-3GN	198	262	156	216	-
FX40	BG0240H0320&-PLX5-3GN	240	320	190	265	-
FX70	BG0280H0390&-PLX5-3GN	280	390	235	325	113
FX80	BG0298H0328&-PLX5-3GN	298	328	171	-	123
FX90	BG0314H0425&-PLX5-3GN	314	425	178	343	148
FX100	BG03240H0432&-PLX5-3GN	324	432	185	349	152
FX107	BG0330H0635&-PLX5-3GN	330	635	210	-	217
FX108	BG0330H0635&-PLX5-3GN-GX	330	635	248	-	217
FX112	P&0348H0610&-EXCL-3GN	348	610	260	-	225
FX125	BG0340H0451&-EXCL-3GN	340	451	270	368	183
FX150	BG0352H0470&-EXCL-3GN	352	470	276	387	209
FX175	BG0365H0495&-EXCL-3GN	365	495	286	402	217
FX200	BG0381H0514&-EXCL-3GN	381	514	305	419	271
FX225	BG0394H0533&-EXCL-3GN	394	533	318	432	290
FX225L	BG0394H0533T&-EXCL-3GN	394	533	318	432	290
FX300	BG0432H0584&-EXCL-3GN	432	584	340	464	389
FX300L	BG0432H0584T-EXCL-3GN-LA2B313	432	584	340	464	389
FX400*	A&0516H0650T-EXCL-3GN-LA2O243	516	650	300	Not Bilge Shape	-

Note

- Crucible Working capacity = 90% of (Water liter capacity x Specific gravity of the metal)

Specific gravity of various metals are as below:

Aluminium = 2.72 Silver = 10.5
 Brass = 8.35 Zinc = 7.12
 Copper = 8.9 Iron = 7.85

All dimensions are subject to normal manufacturing tolerances. Morgan reserves the right to change specifications at any time

Excel & Himelt



Finish Pattern & Part Description	Height (mm)	TOD (mm)	BOD (mm)	Recess	Spigot
BBLOCK 6*2	50	152.4	152.4	NA	NA
BBLOCK 6*4	102	152.4	152.4	NA	NA
BBLOCK 7*2	50	178	178	NA	NA
BBLOCK 7*3	76			NA	NA
BBLOCK 7*4	102			NA	NA
BBLOCK 8*2	50	203	203	NA	NA
BBLOCK 8*3	76	203	203	NA	NA
BBLOCK 8*4	102	203	203	NA	NA
BBLOCK 9*1	25	229	229	NA	NA
BBLOCK 9*2	50	229	229	NA	NA
BBLOCK 9*1A	25	229	229	NA	NA
BBLOCK 9*3	76	229	229	NA	NA
BBLOCK 9*4	102	229	229	NA	NA
BBLOCK 9*6	152	229	229	NA	NA
BBLOCK 9*11	280	229	229	NA	NA
BBLOCK 10*1	25	254	254	NA	NA
BBLOCK 10*2	50	254	254	NA	NA
BBLOCK 10*3	76	254	254	NA	NA
BBLOCK 10*4	102	254	254	NA	NA
BBLOCK 10*5	127	254	254	NA	NA
BBLOCK 10*6	152	254	254	NA	NA
BBLOCK 10*8	203	254	254	NA	NA
BBLOCK 10*9	228	254	254	NA	NA
BBLOCK 11*01	25	280	280	NA	NA
BBLOCK 11*02	51	280	280	NA	NA
BBLOCK 11*03	77	280	280	NA	NA
BBLOCK 11*04	101	280	280	NA	NA
BBLOCK 11*05	127	280	280	NA	NA
BBLOCK 12*01	25	305	305	NA	NA
BBLOCK 12*02	51	305	305	NA	NA
BBLOCK 12*03	76	305	305	NA	NA
BBLOCK 12*04	101	305	305	NA	NA
BBLOCK 12*05	127	305	305	NA	NA
BBLOCK 12*06	152	305	305	NA	NA
BBLOCK 12*07	178	305	305	NA	NA
BBLOCK 12*08	200	305	305	NA	NA
BBLOCK 12*09	229	305	305	NA	NA
BBLOCK 13*2	50	331	331	NA	NA
BBLOCK 13*3	76			NA	NA
BBLOCK 13*4	102			NA	NA
BBLOCK 13*5	127			NA	NA
BBLOCK 13*6	152			NA	NA
BBLOCK 14*01	25	350	350	NA	NA
BBLOCK 14*02	51	350	350	NA	NA
BBLOCK 14*03	76	350	350	NA	NA
BBLOCK 14*04	101	350	350	NA	NA
BBLOCK 14*06	152	350	350	NA	NA
BBLOCK 15*01	25	385	385	NA	NA

All dimensions are subject to normal manufacturing tolerances. Morgan reserves the right to change specifications at any time

Excel & Himelt

Finish Pattern & Part Description	Height (mm)	TOD (mm)	BOD (mm)	Recess	Spigot
BBLOCK 15*02	51	385	385	NA	NA
BBLOCK 15*03	76	385	385	NA	NA
BBLOCK 15*04	101	385	385	NA	NA
BBLOCK 15*05	127	385	385	NA	NA
BBLOCK 15*06	152	385	385	NA	NA
BBLOCK 15*07	175	385	385	NA	NA
BBLOCK 15*08	203	385	385	NA	NA
BBLOCK 15*09	228	385	385	NA	NA
BBLOCK 16*1	25	406.4	406.4	NA	NA
BBLOCK 16*2	50			NA	NA
BBLOCK 16*3	76			NA	NA
BBLOCK 16*4	102			NA	NA
BBLOCK 16*5	127			NA	NA
BBLOCK 18*2	50	458	458	NA	NA
BBLOCK 18*3	76			NA	NA
BBLOCK 18*4	102			NA	NA
BBLOCK 18*5	127			NA	NA
BBLOCK 18*6	152			NA	NA
BBLOCK 20*2	50	508	508	NA	NA
BBLOCK 20*4	102			NA	NA
BBLOCK 20*5	127			NA	NA
BBLOCK 20*6	152			NA	NA
BBLOCK 20*8	203			NA	NA
BBLOCK 25*2	50	635	635	NA	NA
BBLOCK 25*4	102	635	635	NA	NA
BBLOCK 25*5	127	635	635	NA	NA
BBLOCK 28*2	50	712	712	NA	NA
BBLOCK 28*3	76			NA	NA
BBLOCK30*02	51	762	762	NA	NA
BBLOCK30*03	76	762	762	NA	NA
BBLOCK30*04	101	762	762	NA	NA
BBLOCK30*05	127	762	762	NA	NA
BBLOCK30*06	152	762	762	NA	NA
BBLOCK300*65	65	300	300	NA	NA
BBLOCK350*65	65	350	350	NA	NA
BBLOCK320*65	65	320	320	NA	NA

All dimensions are subject to normal manufacturing tolerances. Morgan reserves the right to change specifications at any time

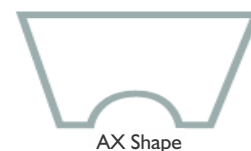
Excel & Himelt

Finish Pattern & Part Description	Height (mm)	TOD (mm)	BOD (mm)	Recess	Spigot
XR2631	75	425	425	NA	75
XR2632	75	425	425	NA	75
XR102	100	250	250	NA	NA
XR104	250	250	250	108 top	75
XR107	200	250	250	NA	NA
XR135	60	150	150	NA	NA
XR138	75	200	200	NA	NA
XR155	50	250	250	NA	NA
XR175	75	250	250	NA	NA
XR401	75	350	350	NA	NA
XR402	60	350	350	NA	NA
XR402(350*80H)	80	350	350	NA	NA
XR425	50	425	425	NA	NA
XR0904	125	250	200	135	75
XR0905	150	250	200	135	75
XR100	100	350	250	135	NA
XR132	125	320	250	135	NA
XR141	125	250	200	135	NA
XR1405	110	381	381	200	75
XR145	115	381	381	200	NA
XR247	110	381	381	200	NA
XR300	100	350	350		
XR263	115	425	425	200	NA
XR1500	250	350	250	135	NA
XR165	100	320	250	135	NA
XR177	175	315	250	135	NA
XR200	200	350	250	135	NA
XR202	125	350	250	135	NA
XR356	175	250	200	135	NA
XR369	200	250	200	135	NA
XR800	150	315	245	135	NA
XR412	175	350	250	135	NA
XR500	160	350	250	135	NA
XR530	175	250	200	135	75
XR1306	150	320	250	135	75

All dimensions are subject to normal manufacturing tolerances. Morgan reserves the right to change specifications at any time

Excel & Himelt

Finish Pattern & Part Description	Height (mm)	TOD (mm)	BOD (mm)	Recess	Spigot
XRX263/180TGE	180	438	325	170	120
XRX263/220TGE	220	438	325	170	120
XRX263/250TGE	250	438	325	170	120
XRX320	50	350	320	NA	NA
XRX166	250	320	250	135	NA
XRX731	200	320	250	135	NA
XRX737	200	315	245	135	75
XRX 732	150	250	250	108 TOP	NA
XRX760	115	381	300	200	NA
XRX587	115	425	300	NA	NA
XRX804	120	350	350	NA	NA
XRX1100	170	425	425	200	NA
XRX1105	125	250	425	135	75
XRX1205	125	300	300	200	75
XRX1351	35	150	150	NA	NA
XRX2471	100	425	425	200	NA
XRX2472	200	425	425	200	NA
XRX2473	125	425	425	200	NA
XRX2474	150	425	425	200	NA
XRX2476	230	425	425	NA	75
XRX2612	300	300	300	200	75



AX Shape



TPX Shape



BX Shape



TPX-587 Shape



BX-247 Shape

Note:

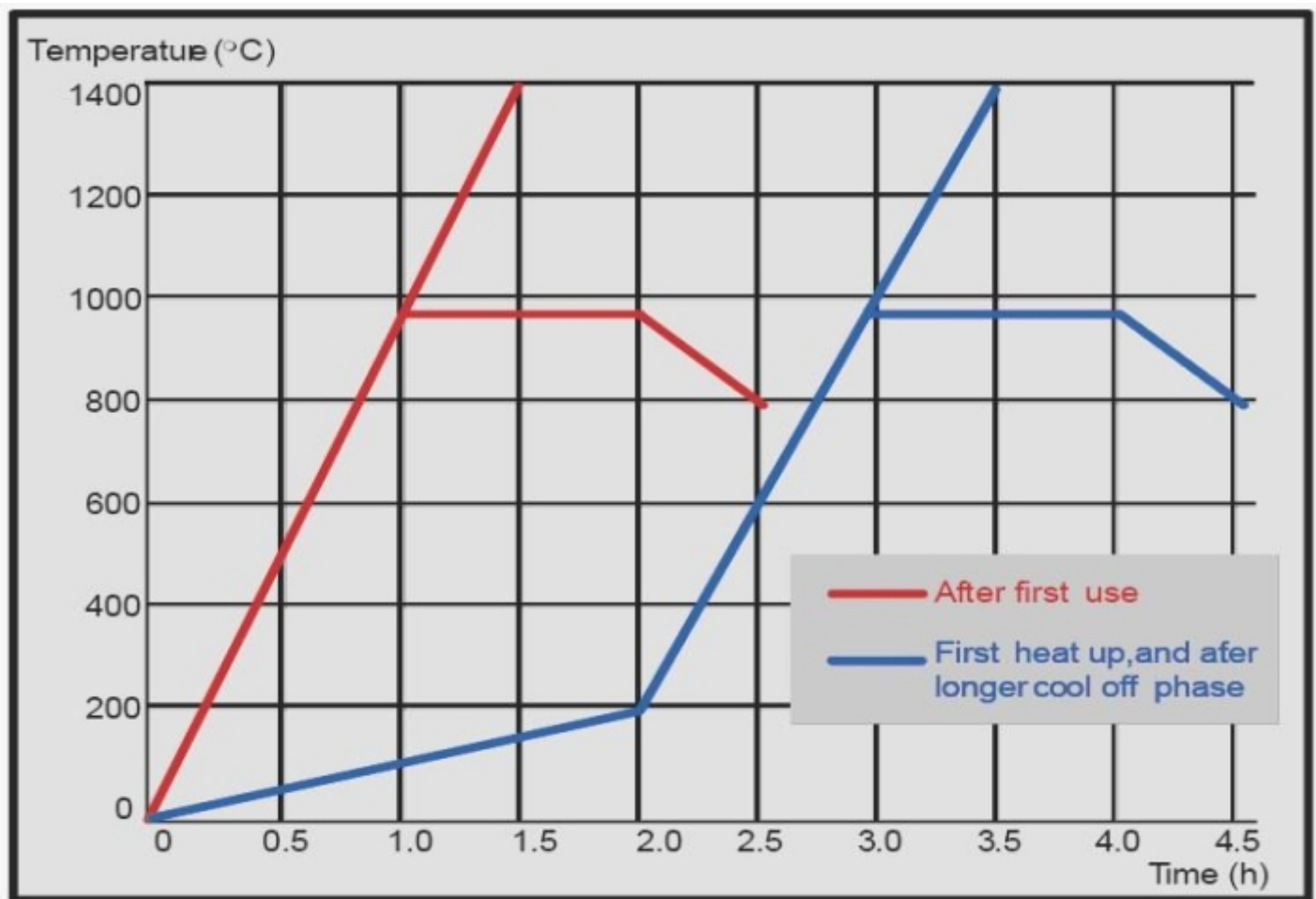
- Stands of different heights can also be made available on order

Pre-heating Recommendations

Silicon Carbide Crucibles

Pre-heating cycle

- The crucible after installation in the furnace should be heated up slowly to a temperature of 200°C (392°F) over a period of 2 hours, to eliminate any moisture that may be present.
- Next, these crucibles should be heated up to a temperature of 950°C (1742°F) on full power, if possible.
- Silicon Carbide crucibles used in a melting operation can be continuously heated up on full power until working temperature is reached. The crucible is then ready to be charged with care.
- When using Silicon Carbide crucibles for holding, the temperature of 950°C (1742°F) should be reached and held for approximately one hour. This ensures even melting of the glaze with the additional antioxidation coating, which is essential to achieve the maximum possible crucible life.



Note:

- For holding crucibles this procedure should be carried out periodically, but always before starting up again after a prolonged cool down period. This helps to compensate for the negative effects of low holding temperatures.
- Each time the crucible is heated up after a cooling down phase, it should be heated following the procedure laid down for the first installation. However, the drying time of 2 hours can be omitted. Should the Silicon Carbide or Clay Graphite crucible not be used for a long period, it will be necessary to eliminate moisture, which may have been absorbed from slag. In this case, the crucible should be heated up to a temperature of 200°C (392°F). After reaching this temperature, further heating should be continued as per the first installation.
- The above recommendations refer to the use of new crucibles in existing furnaces. When installing a new Silicon Carbide crucible into a new furnace, the heating and drying instructions of the furnace manufacturer should be followed. If the furnace manufacturer prescribes a longer heating cycle (or curve), this procedure should be carried out without the crucible. It is essential that the crucible is installed in an absolutely dry furnace.

Care & Use

Recommendations for care and use of crucibles

The following practices should be observed in order to achieve the maximum possible crucible life. If any further advice or information is required please contact our sales or technical staff.



Store crucibles off the floor in a dry, warm place.



Do not nest one inside another. Separate layers with hardboard.



Do not roll crucibles. Move using a sack truck with padding.




Check thoroughly for cracks or damage before use.



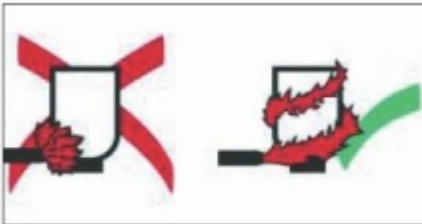
Use the correct crucible stand which must be central and support the whole base.



Allow space for expansion between crucible and furnace lining/cover.



Use correctly positioned grip bricks in tilting furnaces, leaving gaps for expansion. Do not hang crucible on spout.



The flame path must be tangential to the crucible.



Ingots should be loaded carefully into the crucible using tongs.



First charge with light returns, as a cushion, then add ingots vertically.



Only add flux after the metal is molten.



Avoid ingress of cold air by ensuring that the drain hole is sealed.



Lift-out tongs should hold crucible on its lower third and fit evenly on both sides.



The crucible must be emptied before switching off the furnace.



The crucible should be cleaned out carefully every day while still red hot.