


















Recommended Minimum Spare Parts List ECF-L Calcining Oven

<i>Image</i>	<i>Description</i>	<i>Suggested Stock Qty.</i>	<i>Part Number</i>
	Ceramic Anchor 3" (Complete Assembly) (Set of 8)	3	PC128008
	Contactor, 15kw (For ECF & ECF-L)	1	RCALC432
	Din Rail Mount Terminal	1	DINRAILT
	Door Switch Panasonic To Suit ECF & ECF-L	1	RAZD1001
	Element Tail Protector	12	RMELTAIL
	Heating Element Set –Calciner, (Model ECFL 18kw)	1 Set	PC113SCB
	MCB RCD 10 Amp To Suit ECF & ECF-L	1	RCDMCB10
	MCB RCD 32 Amp To Suit ECF & ECF-L	1	RCDMCB32
	Solid State Relay,G3PB-235B/VD	3	RCALR431
	Switch, Main Clockner Muller To Suit ECF & ECF-L	1	RMSP363K
	Temperature Controller RKC Voltage Pulse	1	RF381ARK

Recommended Minimum Spare Parts List ECF-L Calcining Oven

<i>Image</i>	<i>Description</i>	<i>Suggested Stock Qty.</i>	<i>Part Number</i>
	Temperature Controller RKC O/T SA100 DIN Rail Mount	1	RF382RKC
	Thermocouple Element, 230mm plus 75mm, Type "K"	6	PC101LCF
	Thermocouple Sheath (Inner) 250 x 10mm	4	RC102CFE
	Thermocouple Sheath (Outer) 250 x 15mm	4	RC103CFE
	Timer, Powerite H3CR-A8	1	RCAL4030
	Tray, Stainless Steel (800 x 800 x 75 x 2.0mm)	8	PCAL4170
	Parts Packaging & ISPM15 Certified Wood Crate	1	ZZPCRATE